

VEHICLE CHARACTERISTICS

NOMENCLATURE: LIGHT TACTICAL TRAILER
LTT-FE FLATDECK EXTENDED TRAILER

DATE: May 2006



DESIGNATIONS

VEHICLE DATA

General

Maximum Vehicle Weight.....4200 lb (1905 kg)
Curb Weight.....1350 lb (612 kg)
Maximum Payload Capacity.... 2850 lb (1293 kg)
Hull..... Unitized body construction using aircraft grade aluminum and chromoly steel

Dimensions

Overall Length..... 167 inches (424 cm)
Overall Width..... 86.0 inches (217 cm)
Overall Height..... 45.5 inches (116 cm)
Track Width..... 72.5 inches (184 cm)
Drawbar Length 105.0 inches (267 cm)
(from axle center to eye center)
Drawbar Eye Height..... 29.5 inches (75 cm)
Deck Height..... 34.5 inches (88 cm)
Ground Clearance (Laden)..... 16 inches (41 cm) Minimum

Running Gear

Suspension Type..... Fully independent progressive rate trailing arm suspension
Axle..... Tubular steel
Spring Media..... Progressive rate torselastic rubber chords
Shock Absorbers..... Telescopic, direct acting, one per wheel, HMMWV compatible
Wheels..... 16.5 X 8.25, two piece steel, HMMWV compatible, 8 on 6.5 inch bolt pattern
Tires..... 37X12.50R16.5 Goodyear Wrangler M/T, with 30-mile runflat inserts, HMMWV compatible
Brakes..... 12 inch x 2 inch free backing hydraulic surge brakes with automatic breakaway actuation. Independent lever-operated left and right side mechanical parking brakes.
Electrical System..... 24 Volt DC sealed lighting system with blackout convoy lights, 12 pin connector plug mates with HMMWV

Performance

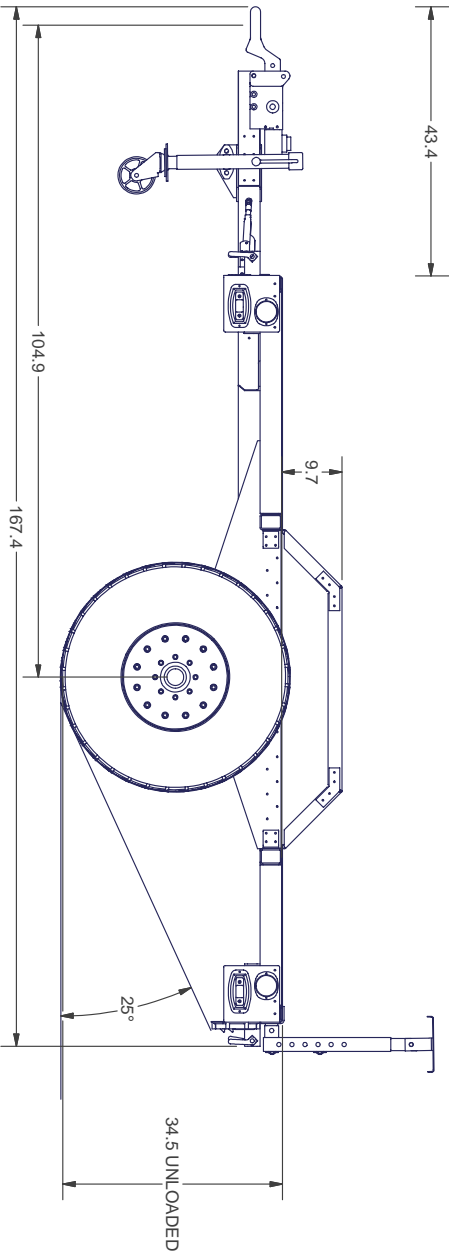
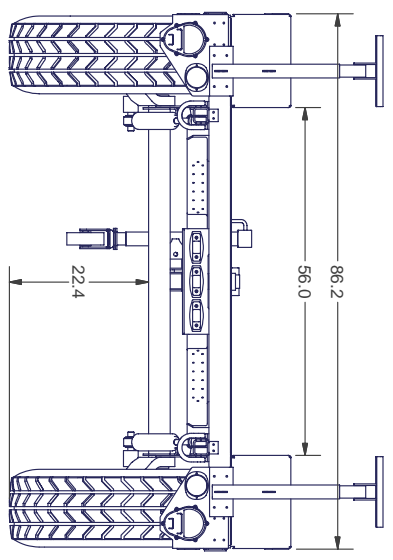
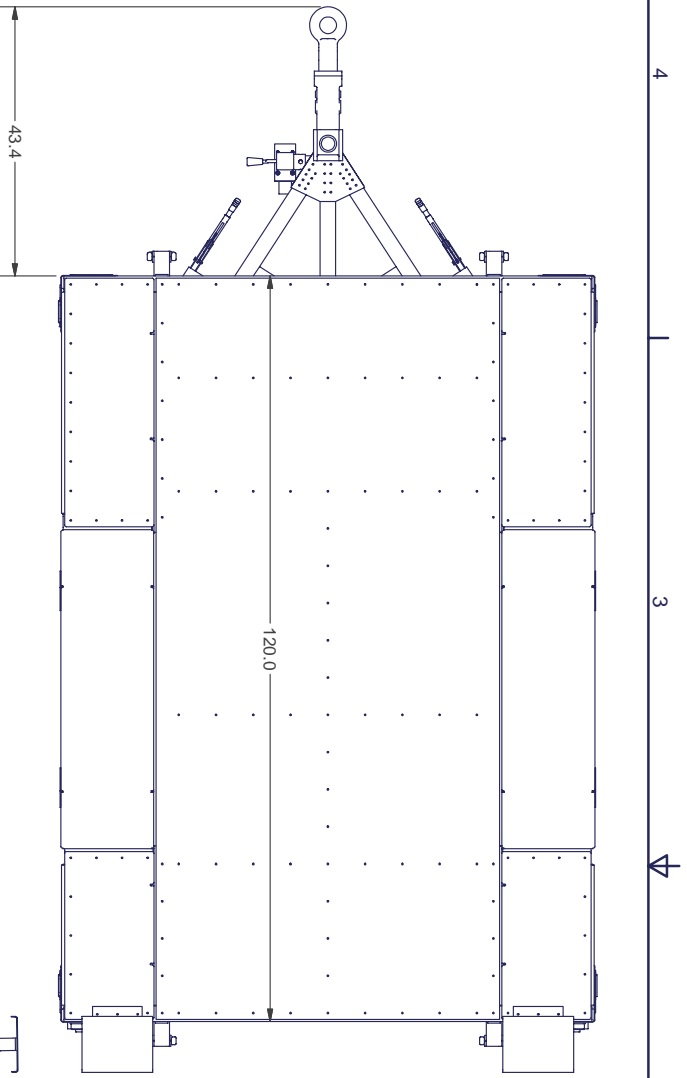
Max Speed (Primary Roads).....55 mph (88 kph)
Max Speed (Secondary Roads).....35 mph (56 kph)
Max Speed (Off Road).....20 mph (32 kph)
Departure Angle..... 25 degrees
Turning Angle.....80 degrees
Fording.....Limited only by customer configuration

SILVER EAGLE

MANUFACTURING COMPANY

5825 N.E. Skyport Way
Portland, OR 97218-1249

Phone: (800) 547-6792 Fax: (503) 335-2171



Silver Eagle Manufacturing Company claims Proprietary rights in the information disclosed hereon. It is agreed that any and all Specifications, Data, and Design Concepts shown shall remain CONFIDENTIAL with the specific understanding that neither this Drawing nor any Reproduction thereof will be disclosed to others or used for the purpose of manufacture or procurement of the article or part shown hereon without written consent of Silver Eagle Manufacturing Company.

TOLERANCES		DRAWN	DATE
Fraction	1/16	JoeF	8/3/2004
1 Decimal	.1	CHECKED	
2 Decimal	.03	JoeF	
3 Decimal	.010		
Angular	1		

REV	DATE	BY	REVISIONS	ZONE
DRN				

SILVER EAGLE MANUFACTURING CO., INC.
5825 N.E. SKYPORT WAY, PORTLAND, OR. 97218

TITLE
**TRAILER, LTT-FE, STD
FLATDECK**

SIZE	DWG NO	REV
B	LTT-FE Standard	0

PROJECT	SHEET	OF
	4	4